

**Artist 1 Audio Spec 2025 V4.0 JAN/FEB Tour**

**FOH**

**Audio Summary:**

**Allen & Heath FOH & Monitor Consoles. DM64 Input rack with DM0 at FOH Fibre Multi for FOH.**

**A Shure PSM1000 IEM system with all transmitters and receivers tested and networked controlled by WWB. (File will be sent) Double the amount of rechargeable batteries to packs.**

**The system will transmit 9 channels via a Helical Antenna using A & B out on a PA821 and the local Cue send will be on a separate Omni antenna.**

**FOH Control**

- Allen & Heath S5000
- Allen & Heath DM0
- Neve MBT
- Neve Shelford Channel
- Lake LM44 with Control Tablet
- Shout Mic (SM58s)
- Shout Speaker
- 1 x FibreAce Card (Slot 1 in DM0)
- 1 x Dante 128 Card (Slot 3 in DM0)

**Monitor Control**

- Allen & Heath S5000 Console
- Allen & Heath DM64
- 1 x FibreAce Card (Slot 1 in DM64)
- 1 x Dante 128 Card (Slot 3 in DM64)
- 5 x Units (10 Channels) Shure PSM1000
- 1 x Shure PA821 Combiner
- Shure AXT600 frequency manager with 2 Antennas
- Network Switch
- Coordination Laptop
- 12 x P10R+ Packs
- 2 x Shure SBRC Battery Charger Units
- 24 x Shure Rechargeable Batteries
- 1 x Helical Antenna
- 1 x Shout Speaker
- 1 x Omni Antenna (Cue)

**Stage cabling and power will match the stage plot with enough spares for any eventualities.**

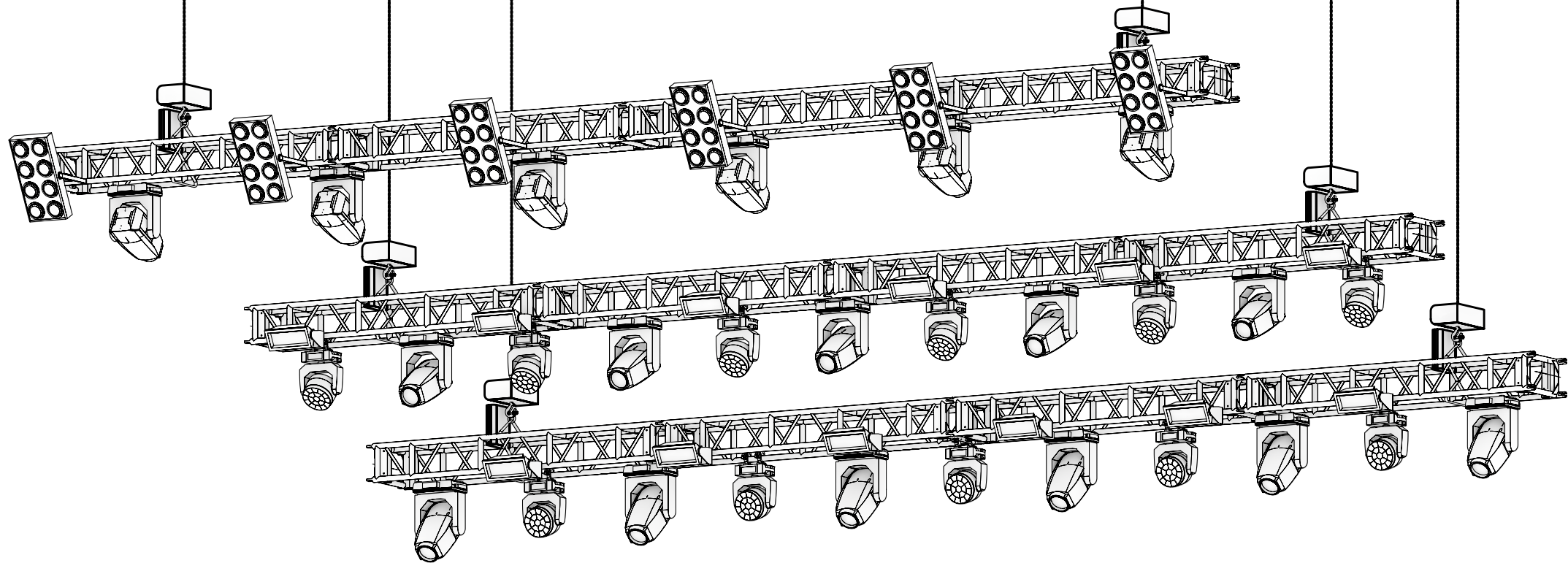
**Mic stands will be quality K&M tripod Mic stands. No Round base stands.**

### **Stage & Line System**

- LK Line System with passive Split
- 6 x 12-way Sat Boxes
- Stage Power Distro and power drops as per stage plot
- Appropriate amount of 1.5m, 3m, 5m, 10m, 20m XLR with Neutrik Ends.
- 10 Tall Boom Mic stands
- 6 Short Boom Mic Stands

**Artist 1****FULL SHOW BACKLINE HIRE REQUEST****2025**

QTY	ITEM	NOTES
<b><u>DRUMS</u></b>		
<b>Mapex Saturn (Must be pre-fitted with *New* Remo Batter Heads)</b>		
<b>Must be pre-fitted with *New* Remo Batter Heads</b>		
1	22" Bass Drum	Powerstroke 3 Coated
1	13" Rack Tom	Emperor Coated
1	16" Floor Tom (on legs)	Emperor Coated
1	18" Floor Tom (on legs)	Emperor Coated
1	14" x 6.5" Ludwig Black Beauty Snare Drum	Controlled Sound Coated
1	14" x 5" Brass or Steel Snare Snare Drum	Controlled Sound Coated
<b><u>Hardware</u></b>		
1	Mapex Falcon 1000 series 2 leg hi-hat Stand	Including Clutch and Felts
1	Tama Iron Cobra Single bass drum pedal	
3	Mapex Falcon 1000 series Snare Stand	
5	Mapex Falcon 1000 series Boom Stand	Including Felts
1	Mapex Single Tom Holder	
1	Mapex 2-way Clamp	
1	Mapex 800 series Throne & Base	
1	Drum Stool with Round Top	
2	8' x 8' Drum Carpet	
<b><u>KEYS</u></b>		
1	Nord Stage 3 88 Keyboard	
2	Roland DP-10 Damper Pedal	
2	Yamaha FC-7 Expression Pedal	
	(Alternative expression pedal - Roland EV-5)	
1	<b>Hammond Xk1-c</b>	
	<i>alternatives to hammond Xk1-c</i>	
	Nord Electro 6D 61	
	Nord Stage 3 Compact 73 Nord	
	Stage 4 Compact 73 Nord	
	Electro 5D 61	
1	Quicklok Z-726 double tiered Z stand (standing height)	
1	Piano Stool/Drum Throne	C/W Back Support - Important
<b><u>GUITARS</u></b>		
1	Fender Telecaster Guitar (USA)	Black/Red
1	Gibson Les Paul Standard (USA) Guage 10-46 strings	Sunburst
<b><u>AMPLIFICATION</u></b>		
2	Kemper Profiler Power Head	W Footswitch x 2
<b><u>SPEAKER CABINETS</u></b>		
1	Marshall 1936V 2 x 12" Speaker Cabinet	-16ohm Speaker Cabinets
1	Ampeg SVT 810AV Speaker Cabinet	Silver front
<b><u>MISCELLANEOUS</u></b>		
10	10m Mono Jack to Jack Cables	
4	Hercules Guitar Stands	
8	Local Plug IEC	
2	GSX8 Ultracase Guitar Boat 8 WAY	
5	Large Stage Fans	
1	15m speaker cable	
4	Step up USA to UK transformers	



CLIENT  
Closer Artists

Project #  
52

PLOT DATE  
06/10/2022

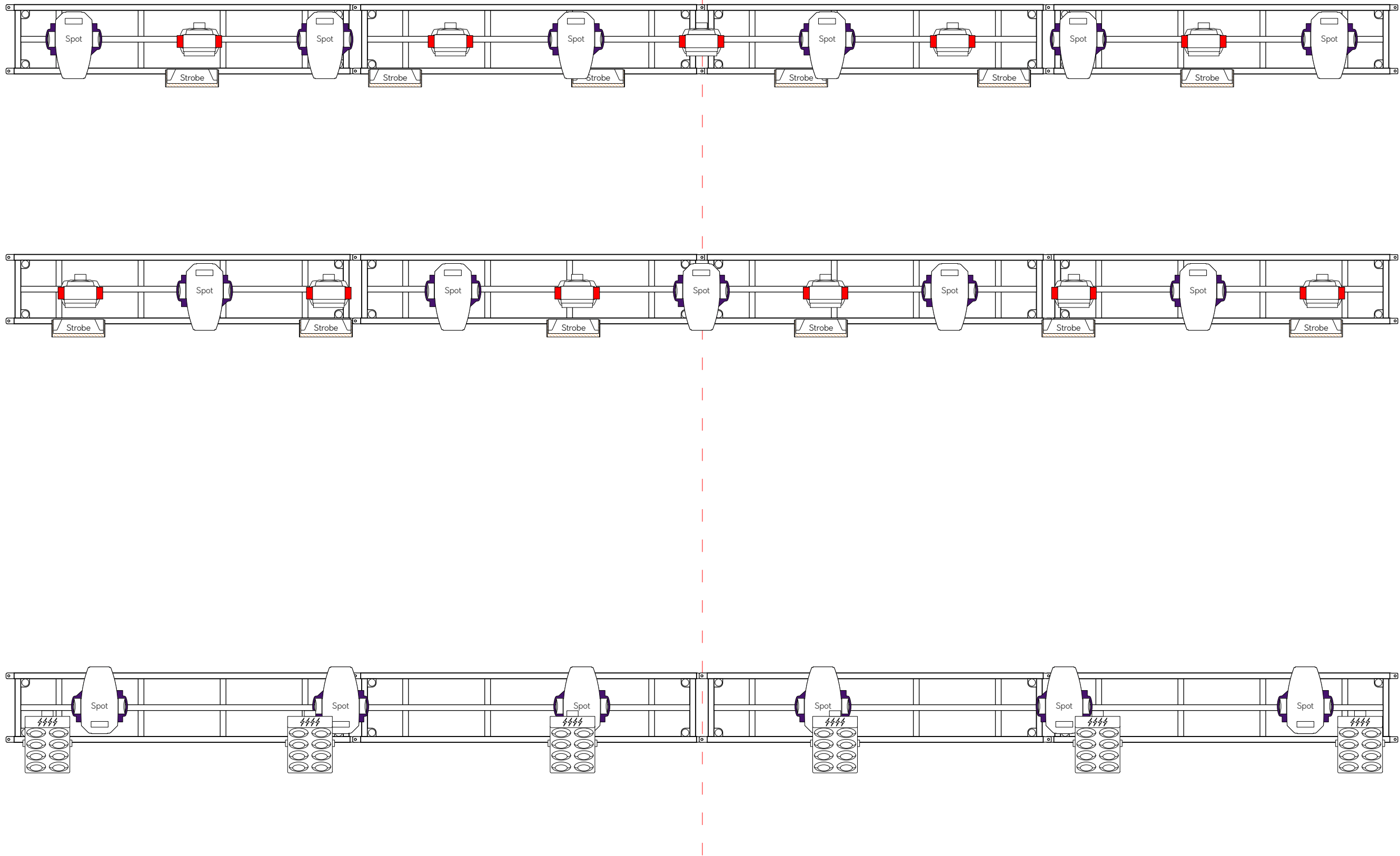
Sheet #  
Sht-1 OF 3

REVISION DATE  
**A** 06/10/2022  
REVISION NOTE  
Plans Created

VERSION  
**1.1**  
Scale  
1:45 AT A3

Suggested Flown Package





CLIENT  
Closer Artists

Project #  
52

PLOT DATE  
06/10/2022

Sheet #  
Sht-2 OF 3

REVISION DATE  
06/10/2022

CAD  
LT

REVISION NOTE  
Plans Created

VERSION  
**1.1**

Scale  
1:35 AT A3

Suggested Flown Package

Spots	Count
1 - Aryton Diablo	17
2 - Aryton Perseo	
3 - Robe Mega Pointe	
4 - Martin Viper Spot	
Washes - Not in Multi instance modes	11
1 - Martin Aura XB	
2 - Robe Spiider	
3 - Clay Paky B-eye	
Strobe - 2 instance (col + strobe)	12
1 - GLP JDC1	
2 - Sgm Q8	
3 - Solaris Flare	
Generic	6
1 - 2 cell moles	
1 - 4 Cell Moles	

# ARTIST 1

## GROUND TRANSPORT – FLY SHOWS

**Band/Crew** – ARTIST 1 band/crew shall require exclusive use of **2 x 7-seater people-carrier** type passenger vans for the duration of their stay in the city. These vehicles should have comfortable interiors with individual seats ( **i.e. not bench seating** ). The drivers must be English speaking and should carry mobile phones. Drivers must be well acquainted with the city in which they are driving, and in any event **MUST** be aware of the best route to/from hotel/backstage entrance to venue/airport etc.

We will also require a luggage van for approximately 14 pieces of luggage plus 20 x fly pack backline items (TBC).

The people carriers & luggage van will be required to meet the band upon arrival in the city from where they should be available to take the band party, as directed, throughout their stay. **(The main purpose of the vans will be to transport band to/from hotel, venue, airport or train station)**

The cost of this transport will be deemed as a show expense and should be entered into settlement for the performance.

## TIMINGS

- Load in is to be AT LEAST THREE (3) hours prior to SET TIME, dependent on the complexities of our touring production.
- Changeover into ARTIST 1 set will be at least 30 minutes. This is non-negotiable sorry!
- Support times to be adjusted if other acts are on the bill.
- ARTIST 1 will always wish to soundcheck wherever possible.
- ARTIST 1 set time will be at least 60 minutes (headlining shows), unless otherwise agreed.
- Please advise of any hard curfews, as soon as possible (IMPORTANT!!).
- Festival timings dependent upon advance.

Here's how an ideal day with ARTIST 1 looks...Please have your artist liaison rep in before us, if it's cold get the heat on, if it's hot, get that Air Con nice and cool. Towels must be ready and placed in the Production Office for showers.

Please get the Coffee on and breakfast rolling – make it nice!

## PROPOSED SHOW DAY TIMES (UNLESS AGREED)

PRE	
12:00pm	LOAD IN: 6 x Local Crew/Risers Ready: 2 x 8'x8'x1' Rolling Risers
12:00pm / 2:00pm	Position Backline/Lighting /Audio & Test
2:00pm / 3:00pm	Lunch Break
3:00pm / 4:00pm	Linechecks
4:00pm/5:00pm	Soundcheck
6:00pm / 7:00pm	Dinner Break
30 Mins Pre-Show	CREW > Linecheck
15 Mins Pre-Show	BAND > Call to Stage (Dependant on Distance to Stage).
POST	
Post Show	Load Out/Packdown/Load Truck > Please allow 2 Hours
1:00am	Dressing Room / Venue Curfew / Trucks and Bus Move

## DRESSING ROOMS & PRODUCTION

Nobody with the exception of the touring party and hospitality staff are permitted to enter the Dressing Room without permission / invitation of a Band Member or the Tour Manager.

Here's the perfect rooming scenario for us:

Room 1	ARTIST 1 /BAND	Dressing Room / Band 1 > 6-8 People
Room 2	CREW ROOM	Crew Room > 6-8 People
Room 3	PRODUCTION	Private Production Office
Room 4	SHOWER/BATHROOM	Private Shower/Bathroom/Toilet

The Dressing Rooms & Production Office must be within close proximity to each other as well as the stage. The Dressing Rooms must be for the exclusive use of ARTIST 1 band & crew all day. We will require security to be posted from load in until load out.

We do not share Dressing Rooms & will not be on any Dressing Room rotas...sorry!

We must be allocated at least one of these rooms from the very start of the day.

Dressing Rooms must be lockable, please give keys to the Tour Manager upon arrival. If your dressing rooms are not lockable, then we will require one member of security To be positioned in the dressing room corridor.

Please ensure that the dressing rooms are clean & tidy plus the bathroom / shower facilities are clean & fresh.

WHEN PLANNING THE ALLOCATION & POSITIONING OF THE PRODUCTION OFFICE, WE KINDLY ASK THAT IT BE SITUATED AS CLOSE TO THE BAND'S DRESSING ROOM AS POSSIBLE PLEASE.

PLEASE PLAN FOR THIS, AS WE MAY ASK TO MOVE IF THIS IS NOT TAKEN INTO CONSIDERATION

## DRESSING ROOMS & CREW ROOM

NO	ITEM
2 x	Large Comfortable Sofas
2 x	Coffee Tables
1 x	Full Length Dressing Mirror
1 x	Large Table
6 x	Comfortable Chairs
1 x	Cooling Fan
2 x	Fridges
3 x	Uplighter Lamps
2 x	Large Trash Bins
1 x	Clothes Rail / 10 Clothes Hangers - IMPORTANT
-	Wireless High-Speed Internet Access
-	Ironing Board & Iron (Main Dressing Room 1)
-	Controllable Air Conditioning & Controllable Heating

## ARTIST 1 PRODUCTION OFFICE

NO	ITEM
2 x	Desks
2 x	Office Chairs
1 x	Sofa
1 x	Production Telephone
1 x	Fridge
10 x	Pre-Washed Black Stage Towels

20 x	Pre-Washed Large Bath Towels For Showers
1 x	Uplighter Lamp
1 x	Large Trash Bin

## PHOTO POLICY & FILMING/RECORDING

First 3 Songs / No Flash / No Leaning on the Stage / Please keep low and to the sides.

Following the first 3 songs, all photographers must be escorted from the pit please. No exceptions.

The Filming and the Audio recording of ARTIST 1 is expressly prohibited without the advance permission of the bands' Tour Manager or Management.

Use of cameras for venue screens is fine if applicable, but if this footage is to be recorded, it must be designated for ARTIST 1 use only. Footage is not to be stored and used without permission from the band's Management.

We are fine with a side pit shooting and static cameras but not keen on operators onstage or wired cams. If they need to be onstage – they must be in the wings and tucked out of the way and must be approved in advance with the Tour Manager.

PLEASE PROVIDE DVD's / STICKS / FILES OF FOOTAGE DIRECTLY AFTER SHOW.

## SECURITY

> First guard we always like to see each day is the person looking after the personal vehicles. If the neighbourhood is a little tougher, then please post more guards & please keep a close eye especially around load in & load out.

> At some point during the day we may ask for a guard to be posted internally near the dressing rooms if those are not lockable.

> When the band are on stage, the stage security must be extra tight and observant. Please keep a special eye on the crowd too - please no heavy handling.

> If there are any heavy-handed security guards, we will address this with your pit chief immediately. We will then ask for the person / persons to be removed from your security team. No Exceptions.

> The band will not invite members of the crowd onto the stage. In the extremely and highly unlikely event that they do, let's be understanding and ensure that they are looked after. We will deal with removing them from the stage thereafter.

> Festival shows are estimated at 60 mins long unless otherwise agreed.

## MEDICAL

Purchaser is responsible for providing trained and professional medical staffing for the event. Medical staffing should be in accordance with any and all applicable laws, ordinances, codes or standards of practice.

## BARRICADE

The Crowd may be lively, and may put the Barricade under strain, which is why the design, layout and structural integrity of the barricade are critical to the audience safety. We will require a Mojo Blow-Through Barricade for the following runs (please see drawing).

- > Full length of Stage and Wings
- > Around the Front of House Mix position
- > Bike Rack / Pedestrian barrier will NOT work

Please ensure that the Barricade is set up on Rubber Matting in order that it does not slip. If the barricade is not suitable, ARTIST 1 will not perform.

The barricade is here for the safety of the fans and the touring staff; therefore, it must be the freestanding audience supported Mojo type barrier.



If the barricade is not suitable and safe, ARTIST 1 will not perform.

## CREW CALLS

All Department Heads – In from Load In to Load Out.

Please check final crew numbers with TM during the advance.

1 x Artist Liaison Rep (all day)  
 2 x Festival Audio Technicians (all day)  
 1 x Festival Lighting Technician (all day)  
 1 x Festival Electrician (Load In, Load Out)  
 1 x Runner

Stage Hands > 6 x Stage Hands from Load In

Stage Hands > 6 x Stage Hands from Load Out

To Sum up: Stage Hands = 6 x for the Load In – 6 x for the Load Out.

## THE STAGE

<b>A: STAGE DIMENSIONS</b>	<p>ARTIST 1 will require a minimum stage area of 24 x Feet (7.32m) WIDE x 18 x Feet (5.50m) DEEP, free and clear of all obstacles. That does not include space for PA and monitor world (consoles, racks etc.) UNLESS OTHERWISE AGREED. The front of the stage MUST be equipped with a MOJO style blow through crowd barrier. Bike rack is not suitable and will not be acceptable. This barrier should not be put into place until load in is finished and the position has been confirmed with the Artist's Tour Manager.</p> <p>If crew are required to place and break the barrier, then these should be separate to the ARTIST crew calls.</p>
<b>B: WING SPACE</b>	<p>STAGE LEFT wings to be clear for monitor desk positioning. STAGE RIGHT must have an 8ft x 8ft (2.5m x 2.5m) cleared area with clear visibility directly to the stage and quick access to the stage from tech world. UNLESS OTHERWISE AGREED.</p>
<b>C: TEMP. STAGES</b>	<p>All stages must be constructed by a recognized certified design. The stage must be level, no uneven surfaces, and able to hold 2,500 pounds per 8ft x 8ft (2.5m x 2.5m) Section. Stairs and tech wings must be provided on both sides of the stage, and must have handrails if above 3ft (0.92m). There must be a ramp to and from the stage with a maximum slope of 20% for loading,</p>



	otherwise a fork lift and operator must be provided by the house.
<b>D: MONITOR WINGS</b>	If the stage is only 18 ft (5.50m) wide, monitor wings and stage height must be provided - maintaining a clear line of sight with performers. <b>UNLESS OTHERWISE AGREED</b>
<b>E: PA WINGS</b>	For situations where the PA is not flown, PA wings should be built to suit the requirements of the venue and the PA being stacked. Main cabinets should be elevated to above the audience head - 6ft (1.83m) in most cases.
<b>F: FRONT OF HOUSE</b>	Mix position should be CENTRE of the house no more than 100ft (30.50m) from the stage. In situations where the audience may block the view of the stage a riser should be constructed to elevate mix position by 1 ft (0.31m). Lighting FOH should be located in the CENTRE of the house on a riser when possible.
<b>G: THE DECK</b>	Pre-Load In > PLEASE ENSURE THAT THE STAGE IS SWEEPED AND CLEAN. THIS IS VERY IMPORTANT!!
<b>H: RUBBISH BINS/TRASH</b>	Please supply 4 x large rubbish bins/trash cans with plastic liner bags to be placed in the Upstage Area prior to Load In. Please do not ignore this request.
<b>I: CREW BOSS</b>	Please have the festival Stage Manager or Crew Boss contact ARTIST 1 Stage Manager 15 mins before Load In is due to start and check in.

## RISERS

Please note that we will **NOT** be touring with our own risers. Please supply the following risers:

- 1 x 8ft x 8ft x 1ft riser for drums. Rolling.
- 1 x 8ft x 8ft x 1ft riser for keys. Rolling.

## AUDIO REQUIREMENTS

**PLEASE SEE SEPARATE AUDIO TECH SHEET.**

Please note that we will not be touring with our own FoH/Monitor Desk Package/Control/Line System/RF IEM Systems for these shows as set out in the attached document. We will be touring with our own microphones.

Please note that if our RF needs to be licenced locally then it is the promoter's responsibility to provide licences.

We cannot be held responsible for any licencing fines if our RF has not been pre-licenced.

We will not be touring with our own FoH console. Please advise us immediately if you are unable to provide Digico Consoles.

## STAGE PLOT

**PLEASE SEE SEPARATE STAGE PLOT.**

## LIGHTING

We will not be touring any supplemental lighting package for these shows.

Please supply us with the following lighting console:

**1 x Grand MA3 Console with all adequate connections to stage.**

PLEASE ADVISE US URGENTLY IF YOU ARE UNABLE TO PROVIDE US WITH THIS CONSOLE

An ideal festival plot and patch will be supplied in advance.

FOG/HAZE	ARTIST 1 will utilise the house fog/haze machines. These are vital elements, please advise of any problems in advance.
BACKDROP	ARTIST 1 WILL NOT use a backdrop.
PYROTECHNICS	ARTIST 1 does not utilise pyrotechnics.

A competent, English-speaking technician with knowledge of the system should be provided for the duration of the show day and adequate spare fixtures and equipment should be on hand in addition to a full patch sheet for the house system.

All fixtures are in extended/full channel mode.

Any substitutions MUST be agreed in advance and will not be acceptable on the day of show.

## 1 - ACCESS & TRANSPORT

### Vehicle on tour :

- 2 Articulated trucks (arrival day before or in the previous night)
- 1 Tour bus ()
- 1 Artist car (TBC)

ARTIST 2 team is made up of 25 people. Band and technicians will travel either by tour bus (sleepers) or by train and/or plane

If site access is closed or coded during the night of our arrival, please send us the codes or please afford one security agent to pre -safe parking, and give us access to the right place.

Arrival timing of each vehicles (day and time slot) will be determined in advance.

Since the 2 articulated must move for unloading and reloading, no vehicle of any kind of vehicle should be in their maneuvering area.

Tour cars must be able to park as close as possible to backstage area.

In the event of tour vehicles have to park along public opening road please booked in advance the necessary parking spaces and provide security.

## 2 - STAGE – TECHNICAL REQUESTS

### 2.1 – STAGE :

The stage must be clean, stable, solid, perfectly flat, able to support 500 kg/m2 and equipped with a black skirt. The stage must be well marked edges and delivered with handrails where necessary.

#### - Dimensions :

- Width: 18m
- Depth: 12m
- Hight : 1,60 m
- Stage Stairs: 1 Up stage right and 1 Up stage left ( **lightened** ) .
- Front Stairs: Down stage edge center from stage to the pit

The Festival must provide a Black drape/crossover upstage behind stage set, this must equal of the width of the stage. 2 Black legs to hide stage right Backline area and stage left Monitor world. That could be done as well with Pipe & Drapes: 3 meters width x 3 meters high.

### 2.2 – BARRICADES :

The promoter agrees to supply and erect a health and safety authority approved barricade of solid construction (MOJO barricade type).

It must be free standing and impregnable and well braced to prevent any collapse or crowd movement. It should be placed at minimum 2 meters from downstage edge. It should run the full width of main stage and PA wings.

---

**2.3 – ROLLING RISERS :** The rolling risers will be dedicated to solely use of ARTIST 2 production, without sharing with other bands.

Thanks to provide a rolling platform of 12m (w) x 2m (d) x 0,40m (h) as follow (from stage right to stage left) :

- 1 rolling riser of 3m x 2m x 0,40m\_(Bass / key)
- 1 rolling risers of 3m x 3m x 0,40m\_(drum)
- 1 x rolling risers of 3m x 3m x 0,40m\_(guitars)
- 1 x rolling risers of 3m x 2m x 0,40m\_(keys)

**All skirted and carpeted**

**2.4 – F.O.H**

The F.O.H must be located center of the venue, In the public dance floor  
No more than 35 meters from DSE.

- FOH : Width 3 m / Depth 2 m
- Light : Width 3 m / Depth 2 m
- Video : Width 1 m / Depth 2 m

They can be located one behind the other or one next to the other.

We have NO VP,NO CAMERA platform requested.

**2.5 – POWER SUPPLY**

ARTIST 2 production requires sufficient power to run Sound , lights, video and backline equipment. Purchaser will provide for this.

Power supplies for sound, light and video must absolutely be separate and independent. They will be protected by a RCD with a maximum of 0 volts between neutral and earth. No other branch can be connected to it.

- |                |                    |                     |          |
|----------------|--------------------|---------------------|----------|
| • Light :      | backstage SR :     | 1 x 63A three-phase | CEE Form |
| • Light :      | FOH :              | 1 x 32A Mono (Blue) | CEE Form |
| • Piano & Fx : | backstage SR :     | 4 x 16A Mono        | CEE Form |
| • Sound :      | backstage SL :     | 1 x 63A three-phase | CEE Form |
| • Tour bus :   | Parking backstage: | 1 x 32A three-phase | CEE Form |
| • Trucks :     | Parking backstage: | 2 x 16A mono        | CEE Form |

---

THE PERMANENT PRESENCE OF AN AUTHORIZED ELECTRICIAN IS IMPERATIVE

<p><b>3- ADDITIONAL EQUIPMENT - MISCELLANEOUS REQUIREMENTS TO BE PROVIDED</b></p>
---

**3.1 – QUICK CHANGE**

We will require a carpeted quick change area for our show, usually on SL with :

1 rack clothes with hangers, 1 standing mirror, 1 small table, 1 chair, 1 lighting, 4 bath towels.

**3.2 VEHICLE RUNNER :**

- A 8 seats van to transfer ARTIST 2 touring party (station or airport / hotel / venue).

**3.3 DRY CLEANING :**

Stage clothes / costumes will be handed over when the team arrives early morning.  
Please make sur that all stage costumes must be send to a professional Dry cleaning.

<p><b>4 – LOCAL LABOUR</b></p>
--------------------------------

**4.1 – LOCAL LABOUR :**

ARTIST 2 production requires a local crew of stagehands, electricians, forklift operators listed here to assist the unloading, set up , performance , take -down and loading of band equipment.  
Every local crew must wear their own safety equipment.

Unloading and technical set up – Schedule according to festival schedule

- 1 Venue stage manager
- 2 Lighting technicians **including 1 followspot operator ( English speaker )**
- 2 Audio Technicians
- 10 Stage hands
- 1 Runner with 8 passengers vans

---

During the show :

- 1 Venue stage manager
- 4 Stage hands (props and set)
- 2 Light technicians **including 1 followspot operator ( English speaker )**
- 2 Audio technicians

After show : Load out

- 1 Venue stage manager
- 2 Light technicians
- 2 Audio technicians
- 10 Stage hands
- 1 runner with 8 passengers van

NOTA
------

In the event of particularly difficult access, ARTIST 2 Tour Manager reserves the right to request additional personnel for unloading/reloading operations.

5- SOUNDCHECK - REHEARSALS
----------------------------

Only people working on the festival will be accepted during the rehearsals.

6 - SHOW
----------

The concert lasts a maximum of 1h30mn without intermission (according to contract).

7- DRESSING ROOM / PRODUCTION OFFICE / SHOWERS
--

*As the dressing rooms are the living space of artists and technicians on tour, we would be very grateful if you could arrange them in a pleasant and comfortable way (sofas, rugs, coffee tables, controllable heating and lighting, mirrors, decorative discreet, green plants, ...).*

*In short, any arrangement planned to make our day more pleasant in your company will be welcome.*

*All dressing room must be lockable. All keys must be given to the Tour manager at his arrival, and they will stay on each door at our departure.*

**Dressing room 1: ARTIST 2 + Make Up (2)**

Private toilet and shower.

- 1 lounge area (1 sofa, 1 or 2 armchairs, rug, halogen floor lamp, chairs, coffee table, 1 wastebasket, etc.)
- 1 well-lit makeup table
- 1 standing mirror
- 1 iron + ironing board
- 1 steamer

- 1 fridge
- 1 air conditioner
- 1 racks with hangers
- 1 Kleenex box
- 2 x 16 amps power outlets

### **Dressing room 2: Musicians (4)**

- 1 lounge area (1 sofa, 2 or 3 armchairs, rug, halogen floor lamp, chairs, coffee table, 1 wastebasket, etc..)
- 1 standing mirror
- 1 fridge
- 1 racks with hangers
- 1 Kleenex box
- 3 x 16A amps power outlets

### **Dressing room 3: Wardrobe**

- 4 racks with hangers
- 3 floor mirrors
- 1 steamer
- 1 iron + an ironing board

### **Dressing room 4 : Technicians + drivers (20)**

- 1 lounge area (1 sofa, 2 or 3 armchairs, rug, halogen floor lamp, chairs, coffee table, 1 wastebasket, etc..)

---

**Production & management office :**

- 1 Wi-Fi connexion
- 1 large table + 4 chairs
- 4 x 16A amp power outlets
- 35 bath towels
- 10 small towels + **8 small black towels for stage**
- 18 small bottles of water
- 1 wastebasket

**Showers :**

Accessible from the morning, clean, heated. With hot water during all day.

<b>8- CATERING</b>
--------------------

Please provide local catering or restaurant closest to the venue

<b>9 - ACCOMMODATION</b>
--------------------------

**The choice of hotels must be validated by the production manager**

**ARTIST 2 :** 1 Suite in 5\* stars hotel with breakfast

**Band & TM :** Hotel 3\* Stras : 5 singles room - queen beds with breakfast

**Crew :** Hotel 3\* stars : 19 single room- queen beds with breakfast as close as possible to the place



---

## 10 - SECURITY

- Generality :

The general attitude of security should be courteous and civil. Remember that these are the first people the audience comes into contact with. In the event that a member of the public has to be evacuated from the stage or room, this must be done with respect for the person in question.

We want at least a search, for dangerous objects, glass bottles cans, cameras, mobile , selfie stick, and audio and video recording devices. Please provide a cloakroom.

This path-down must be carried out by personnel authorized for security path-down as well as the visual examination of hand luggage working for a private security company and approved by local authorities and/or members of the Security Company assigned by organizer, holders of a state diploma.

- Interior/Exterior Security :

The promoter or person in charge of the venue undertakes to ensure the safety of goods and people inside and outside the hall. It is the entire responsibility of the organizer to be able, on a continuous basis, to ensure a presence adapted to the perfect security of ARTIST 2 and their team, of the equipment, instruments, personal effects of the whole group (artists and technicians) and vehicles, from the arrival and until the departure of the team.

## 11 – MERCHANDISING - TBC

The promoter will provide a large space for merchandising (4m linear) with a 16 Amps electrical outlet, 2 large tables and police barriers to protect the stand.

## 12 – SOUND

The production will bring its FOH and MON sound consoles, mics, mics stands, IEM, Di, backline...

The festival will have to provide PA STACKS AND RACKS. The system is calibrated accordingly to venue capacity. Please send us your technical audio rider , and system shoot .

**LINK : Festival will provide**

- **2 x fibers OpticalCon Dual : FOH > MON**
- **2 x RJ45 CAT 6 : FOH > MON**

---

13 – LIGHT & VIDEO – See appendix
-----------------------------------

**GUEST TRUSS**

**The festival will have to provide:**

- **1 guest truss for our touring Lighting package, 14m width at 6m from DSE (total weight of Tetra = 350Kg)**

**LINK :**

- **1 XLR link from Light console to FOH sound console (for LTC)**
- **2 optical fiber OpticalCon Duo Multimode : FOH > Stage Right**

The production will bring Lighting desk GrandMa 3 and part of the Light.

The additional light (see appendix) will be provided by the festival as well as the followspot and the operator (English speaker )

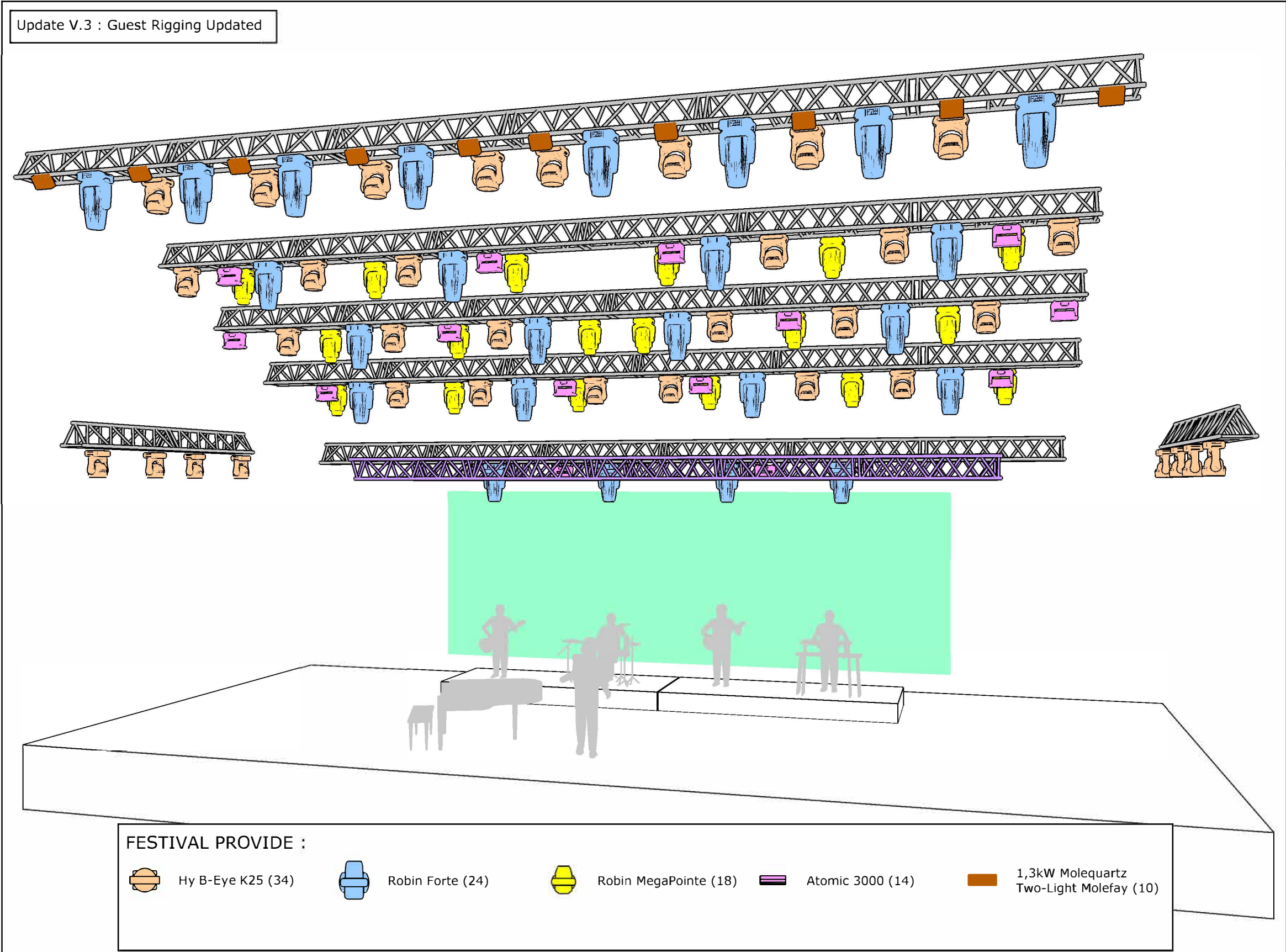
13 - VIDEO
------------

**The festival will have to provide a Led screen of 12m width x 4m height with a pitch of 3.9 type LST at 9m from DSE**

This contract includes 10 pages of text and 1 lighting appendix.

The promoter acknowledges having read them in their entirety by initialing them.

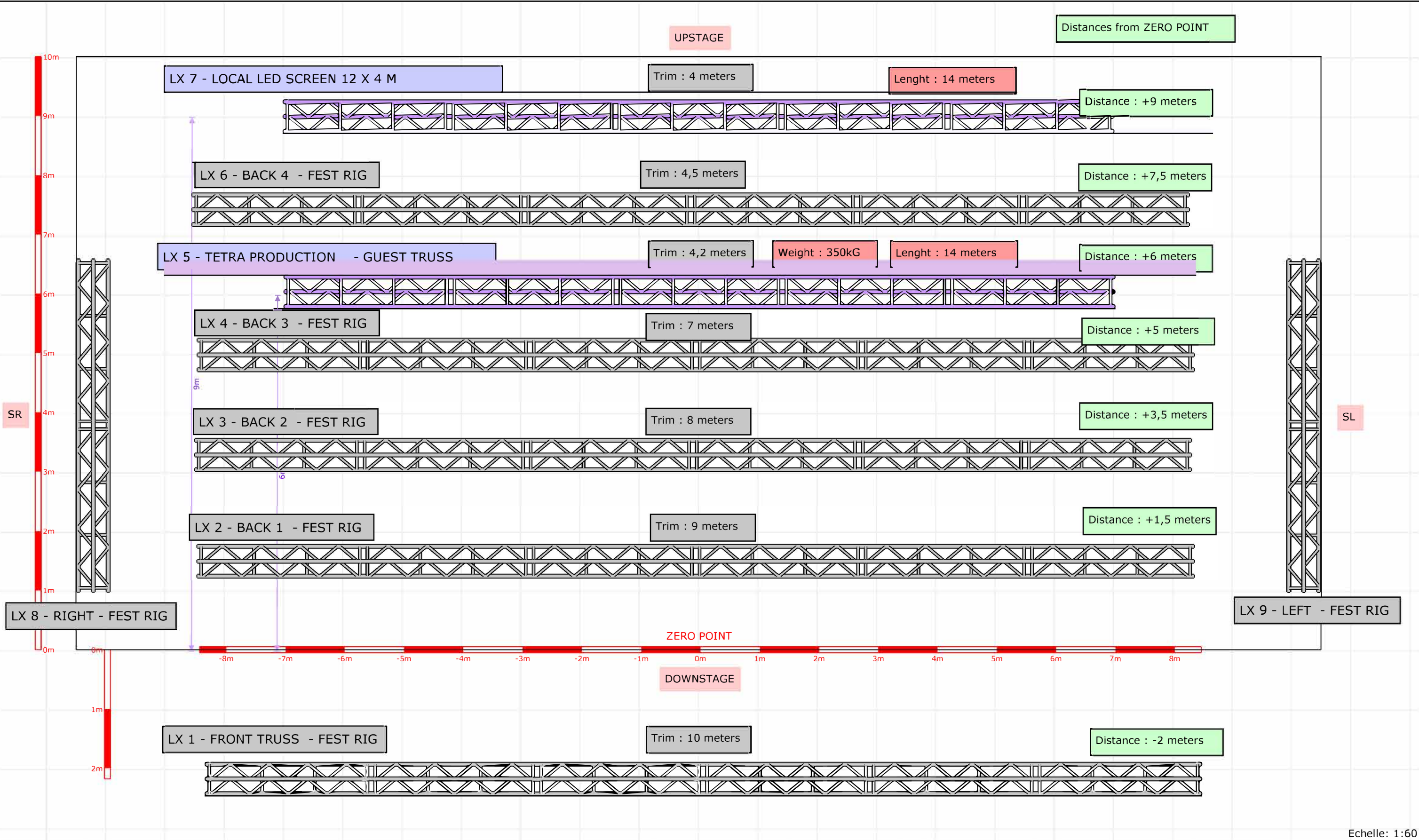
It is understood that this technical rider is a forecast for the tour. Any updated demand will be indicated to you in good time by our production manager.



LIGHT REQUIEEMENTS	
// F.O.H :	
- Space : We need 2,5 meters for desk and rack.	
- Power : 1* P17 32A mono (blue)	
- XLR Link to Sound F.O.H Desk ( for LTC)	
// LINK TO STAGE RIGHT :	
- 2* Optical fiber OpticalCon Duo Multimode	
- Or 2* RJ45 cat 6 (less than 90 meters)	
--- >> Only for production Use (need a continious connection)	
// STAGE RIGHT :	
- Space : 2*2 meters for power rack production	
- Power : 1*63A Tri phase + neutral + earth (red)	
// FOLLOWSPOT :	
- We need a Followspot 2,5 kW or 4kW, (adapt to the venue)	
- Professionnal Followspot Operator (english or french speeking !!! )	
- Intercom to lighting desk	
// LIGHT PROVIDE minimum	
- Front LX truss with light for audience and spots	
- Left and Right LX Truss with Wash light	
- 2* Back LX Truss with Spots, Washs and Beams	
// GUEST LX : (purple color on plot)	
- 14 meters truss for Light Production (weight : 350 kG) minimum !!!	
- 14 meters truss for Local Led Screen 12 x 4 m	
Projet	ARTIST 2
LIGHT REQUIEEMENTS	
Lieu du projet	FESTIVALS 2025
Print	By SCHMITT's
Update	V: 4/ 12 02 25






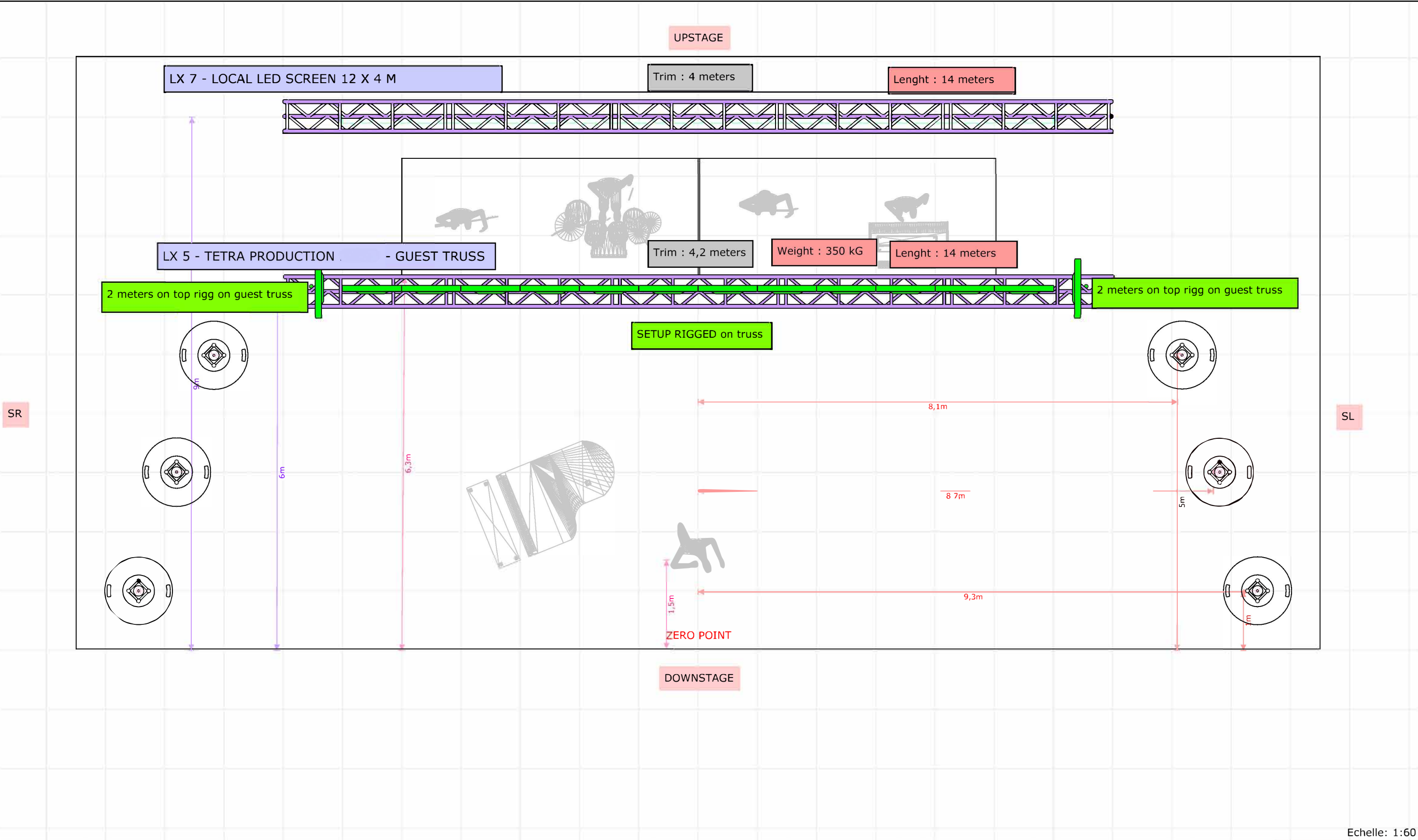


Projet	ARTIST 2

# RIGGING - TOP VIEW

Lieu du projet	FESTIVALS 2025
Print	By SCHMITT's
Update	V: 4/ 12 02 25





Projet	ARTIST 2

# RIGGING - ARTIST 1

Lieu du projet	FESTIVALS 2025
Print	By SCHMITT's
Update	V: 4/ 12 02 25





PROMOTEUR PROVIDE :



Hy B-Eye K25 (34)



Robin Forte (24)



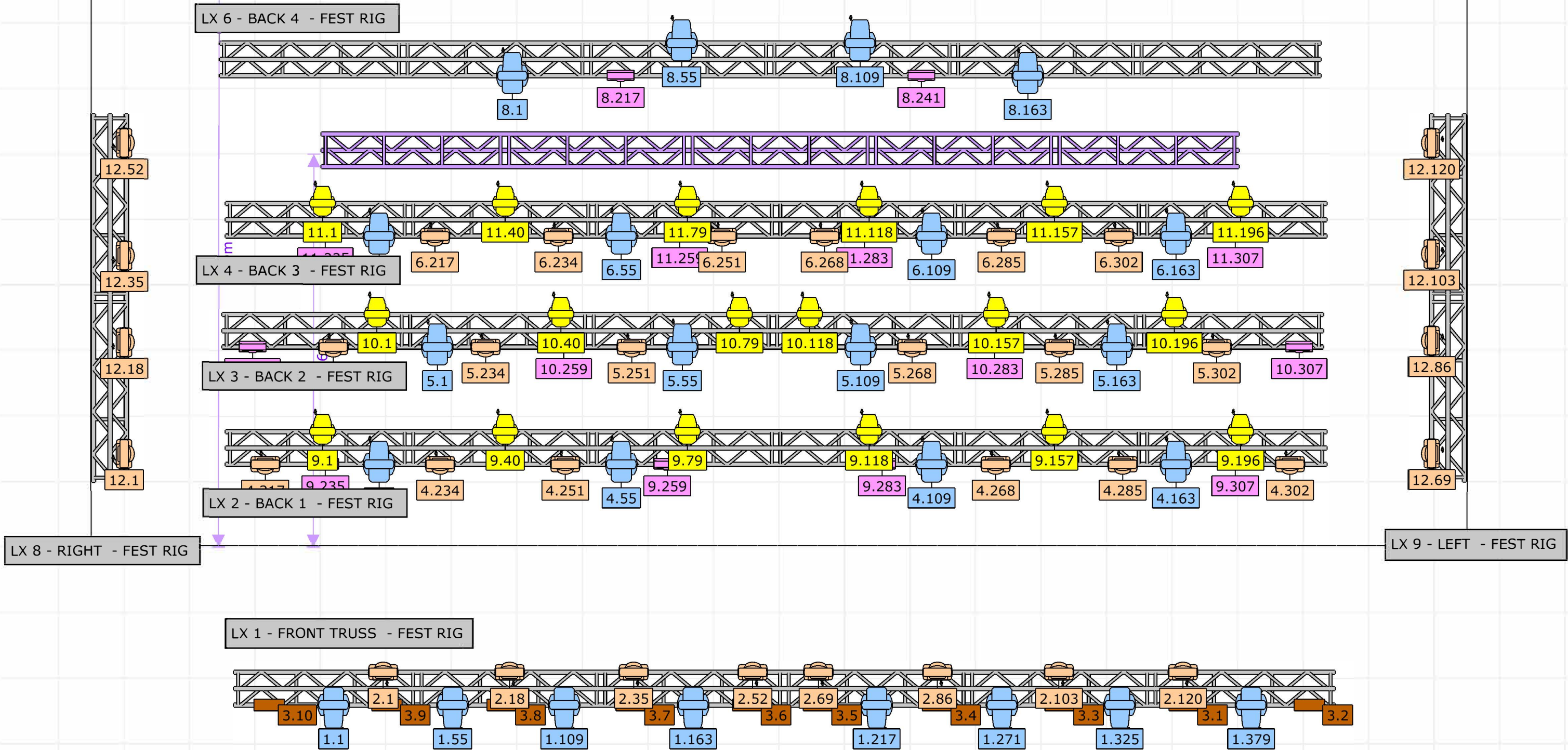
Robin MegaPointe (18)



Atomic 3000 (14)



1,3kW Molequartz Two-Light Molefay (10)



Echelle: 1:60

Projet

ARTIST 2

LIGHT FESTIVAL PROVIDE

Lieu du projet

FESTIVALS 2025

Print

By SCHMITT's

Update

V: 4/ 12 02 25



**RIDER TEHNIC ȘI DE OSPITALITATE**

***ARTIST 3***

**2025**

**COMPONENȚĂ SCENICĂ**

ARTIST 3

Keyboard

Chitara electrica

Chitara bass

Toba acustica

Saxofon

Trombon

Trompeta

Backing vocal

**STAGE & BACKSTAGE CREW**

1 TOUR MANAGER

1 Asistent Artist

1 Inginer de sunet

2 tehnicieni

2 soferi

1 bodyguard

1 director muzical

**PROTOCOL BACKSTAGE:**

In backstage Artistul va avea 1 camera EXCLUSIV pentru ARTIST 3 BAND / CREW cu capacitatea de acomodare in conditii de confort a intregului staff ARTIST 3

## **RIDER TEHNIC ARTIST 3 [2025]**

---

### **INTRODUCERE:**

*Acest document este destinat să ofere Promoterului o idee despre planurile și cerințele tehnice pentru Show-ul ARTIST 3 [2025].*

**ESTE DORINȚA NOASTRĂ REALĂ, CA ACEST CONCERT ARTIST 3, SĂ FIE O  
EXPERIENȚĂ PLACUTĂ ȘI MEMORABILĂ PENTRU TOȚI CEI IMPLICAȚI ȘI ÎN  
SPECIAL PENTRU CEI DIN PUBLIC! A**

**ÎN ACEASTĂ DIRECȚIE, ÎN CAZUL ÎN CARE NU POT FI SATISFĂCUTE ÎN TOTALITATE  
CERINȚELE ACESTUI RIDER TEHNIC, VĂ RUGĂM SĂ NU EZITAȚI A NE CONTACTA  
PENTRU A GĂSI DE COMUN ACORD SOLUȚII ALTERNATIVE CARE SĂ SUSȚINĂ DIN  
PUNCT DE VEDERE TEHNIC SUCCESUL CONCERTULUI ARTIST 3!!!**

*Promoterul trebuie să furnizeze (pe propriul cost) sisteme profesionale audio (P.A), sisteme de monitorizare, stative, conectica profesionala, ecrane LED, sistem de lumini de spectacol și tot ceea ce este specificat în acest rider tehnic.*

*Promoterul va transmite o prezentare detaliată a întregului sistem de sunet, a sistemului de lumini de spectacol, a scenei, etc. catre Production Manager-ul ARTIST 3, cu cel puțin două (2) săptămâni înainte de data show-ului.*

*Production Managerul ARTIST 3, trebuie să aprobe întregul sistem de sunet, sistemul de lumini de spectacol, si stemul de Ecran LED, etc. înainte ca Organizatorul să facă orice aranjamente și / sau contracte cu orice companie de producție de sunet / lumini / video.*



## ACCES TEHNIC:

**OBLIGATORIU!!! Acces auto si parcare la scena pentru 2 masini ale echipei tehnice ARTIST 3.**

**RAMPĂ DE ACCES ECHIPAMENT TEHNIC PE SCENĂ CU LATIME MINIMA DE 60 CM ȘI SUPRAFAȚĂ ANTIDERAPANTĂ.**

## SCENA:

Dimensiunile minime pentru scena:

**Lungime Minima:** 10m

**Adancime Minima:** 8m

**Inaltime Platforma:** 1m (minim)

Scena in cauza TREBUIE sa fie acoperita!!!

Scena in cauza trebuie sa se incadreze in normele de siguranta si sa fie dotata cu scara de acces pe ambele laterale, nerespectarea acestei cerinte ducand la anularea recitalului.

## RISERE:

- **1 buc. 3m x 2m x 0.4m (cu roti) pentru SET TOBE - VEZI STAGE PLOT MAI JOS!**
- **1 buc. 3m x 2m x 0.4m (cu roti) pentru CLAPE - VEZI STAGE PLOT MAI JOS!**

Daca Evenimentul are loc in aer liber, aveti obligatia sa furnizati si sa asigurati scena cu **tunuri de caldura** in anotimpurile reci si **ventilatoare** pe timpul verii. In situatia in care temperatura pe scena, atat pe durata probelor, cat si in timpul prestatiei artistice, este sub 7 grade Celsius, solicitam punerea la dispozitie a 5 tunuri electrice de caldura/aeroterma industrială de minim 15Kwatti/bucata. Daca Evenimentul are loc in spatii inchise, aveti obligatia de a asigura o temperatura ambientala potrivita in zona scenei punand la dispozitie, dupa caz, echipamente de racire sau incalzire, atat pe durata probelor, cat si in timpul prestatiei artistice.

## SUNET:

- Instalatie sunet (PA) de calitate superioara pe 3 sau 4 cai, capabila sa mentina o presiune acustica constanta **[ca. 110 db(A)Leq5min]** peste toata suprafata zonei cu public a locatiei in cauza [indoor/outdoor]. Prin aceasta cerinta ne asiguram de faptul ca fiecare persoana din public se va bucura de aceeasi placuta experienta auditiva a recitalului - DE PREFERAT: d&B Audiotechnik, L'Acoustics, Meyer Sound, Martin Audio, EAW sau similar.  
**SUNT EXCLUDE!!!** sistemele fabricate Home Made, Behringer, Samson, Voice Craft, The Box, LD System sau alte echipamente low cost!!!
- **CONEXIUNEA CU SISTEMUL PA** se va face in mod direct din mixerul nostru in procesorul de sunet al instalatiei de sunet in cauza **(semnal linie XLR 3 - Left/Right sau Left/Right, Sub, Front Fill)**

**!! CONEXIUNEA CĂTRE INSTALAȚIA DE SUNET (PA) PRIN ALT MIXER SAU SUMATOR SUNET, NU ESTE O OPȚIUNE VIABILĂ !!**

## CONECTICA:

- **2 buc. conexiuni/cabluri S/FTP (CAT6/CAT7) între scenă și regia de sunet (FOH)**

- alimentare electrica 220V / minim 10 amp (vezi STAGE PLOT pentru asezare în scenă)

#### **BACKLINE:**

- intregul echipament backline al trupei este furnizat de catre ARTIST

#### **VĂ RUGĂM FURNIZAȚI URMĂTOARELE COMPONENTE:**


- 2 monitoare de scena (wedge) de tip coaxial cu linie de amplificare separate - vezi stage plot mai jos!!!
- pe scene cu suprafata mai mare sau egala cu 12m x 10m este necesar sistem audio de monitorizare de tip Side Fill (full-range)

#### **REGIE DE SUNET FAȚĂ (FOH):**

- avem nevoie de 2x1m spațiu de acomodare al echipamentului folosit (1 butec standard cu picioare de 1m)
- trebuie sa fie acoperita si ferita de ploaie, PROTEJATA CU GARD de siguranta si acces direct catre scena prin culoar baricadat si sa se incadreze in normele de siguranta.

**IMPORTANT!** Alimentarea la curent trebuie sa fie stabila, la 220V (sa nu depaseasca 235V). In cazul in care alimentarea la curent nu este stabila si are fluctuatii, ARTISTUL si echipa acestuia nu vor utiliza echipamentele pana la remedierea situatiei!

#### **STAGE PLOT:**



## MONTARE/DEMONTARE/PROBE DE SUNET

<b>Load In:</b>	30 min
<b>Montare si Setup:</b>	60 min
<b>Soundcheck:</b>	60 min
<b>Load Out:</b>	30 min

***In cazul in care la probele de sunet exista probleme ce nu tin de noi, ne rezervam dreptul de a intarzia programul si de a efectua soundcheck-ul in conditii optime!!!***

După ce backline-ul TARTIST 3 a fost montat, acesta **NU** poate fi scos sau mutat de pe scenă cu exceptia cazului in care scena este dotata cu side stage left/right sau backstage pentru backline-ul artistului care va fi montat pe cele doua risere solicitate..

Backline-ul va fi folosit în mod individual de echipa ARTIST 3 și **NU VA FI UTILIZAT ÎMPREUNĂ CU ALȚI ARTIȘTI**. Vă rugăm să furnizați spatiu pentru stocarea altor echipamente ale artistului.

**Vă rugăm să aveți totul gata pe scenă înainte de sosirea artistului**

### VIDEO:

1 x Ecran Led CU suprafata corect dimensionata pentru scena in cauza (pixel pitch de 5 mm) Toate panourile LED trebuie furnizate dintr-o singura serie de produse (același lot de producție), astfel încât să nu poată fi observate diferențe tulburătoare de culoare.

Ecranul LED trebuie ancorat pe mijlocul grinzii din spate a scenei.

1 x VJ (disponibil pe întreaga durata a recitalului si a probelor de sunet)

TOT conținutul video va fi furnizat de către echipa artistului.

### LUMINI:

1 x operator de lumini care sa opereze sistemul de lumini in timpul recitalului ARTIST 3

1 x Follow Spot de urmarire (2500 W HMI sau similar) cu operator si sistem INTERCOM intre operatorul de lumini si operatorul Follow – Spot – ului

Plot-ul de lumini, lista de aparate si tipul de comanda pentru lumini, vor fi transmise spre aprobare catre Production Manager (Sever STAICU) cu cel putin 2 saptamani inaintea show-ului.

### PROGRAM:

Ordinea completă de functionare pentru ziua de spectacol, incluzând încărcarea, setarea, verificarea sunetului / luminilor / ecranelor, schimbarea, afișarea timpului, etc, vor fi furnizate la probele de sunet.

### ECHIPA TEHNICA LOCALĂ:

Tehnicienii (calificați) de sunet/lumini/video care cunosc bine echipamentele furnizate pentru recitalul in cauza,, vor fi prezenti pe intreaga durata a probelor de sunet și a întregului recital.

Echipa tehnica va fi prezenta la scena cu cel puțin o oră înainte de probele de sunet și se vor asigura că totul este pregătit înainte de sosirea artistului.

### 4 STAGEHANDS VOR FI PREZENTI PENTRU LOAD IN SI LOAD OUT

***În cazul nerespectării acestui rider tehnic, se consideră a fi o nerespectare a contractului, caz în care Artistul sau echipa acesteia poate anula recitalul, de aceea, pentru evitarea acestei situații neplăcute de ambele părți, avem rugaminta încă o dată de A NE CONTACTA PENTRU A GĂSI DE COMUN ACORD SOLUȚII ALTERNATIVE CARE SĂ SUSȚINĂ DIN PUNCT DE VEDERE TEHNIC SUCCESUL CONCERTULUI ARTIST 3!!!***

# RIDER TEHNIC ARTIST 4

Acest document specifică necesarul tehnic pentru buna desfășurare a concertelor susținute de ARTIST 4. Vă rugăm să acordați atenție detaliilor pentru a asigura o colaborare eficientă și un eveniment de succes.

## 1. INSTRUMENTE / NECESAR MICROFOANE

Nr. Crt.	Instrument/Voce	Număr	Tip Microfon recomandat (sau echivalent superior)	Stativ Necesar
1	Viora	14	DPA 4099 (prindere pentru vioară)	Nu
2	Violă	1	DPA 4099 (prindere pentru vioară)	Nu
3	Contrabas	1	DPA 4099 (prindere pentru contrabas)	Nu
4	Chitară acustică	1	DPA 4099 (prindere pentru chitară)	Nu
5	Acordeon	1	Shure SM57 (sau echivalent)	Da
6	Țambal	1	2 x Shure SM57 (sau echivalent)	Da (2)
7	Saxofon Alto	2	Shure SM57 (câte unul pentru fiecare instrument)	Da (2)
8	Saxofon Sopran	1	Shure SM57 (sau echivalent)	Da
9	Taragot	1	Shure SM57 (sau echivalent)	Da
10	Fluier	1	Shure SM57 (sau echivalent)	Da
11	Nai	1	Shure SM57 (sau echivalent)	Da
12	Clarinet	2-3	Shure SM57 (câte unul pentru fiecare instrument)	Da (2-3)
13	Soliști Vocali	2	Microfoane wireless cu capsulă Shure Beta58 / Sennheiser e935	Da (2)
14	Dansatori (Ambiental)		3-4 Microfoane tip shotgun/condenser	Da (3-4)

## 2. SISTEM DE MONITORIZARE PE SCENĂ

Este necesar un sistem de monitorizare flexibil și de calitate, configurat astfel:

- **Soliști Vocali (front stage):** 2 x monitoare active/pasive, minim 12" difuzor, minim 500W RMS fiecare.
- **Side-Fill (lateral scenă):** 2-4 x monitoare active/pasive, minim 12" difuzor, minim 500W RMS fiecare.
- **Orchestra (primul rând):** 4 x monitoare active/pasive, minim 12" difuzor, minim 500W RMS fiecare.
- **Orchestra (rândurile din spate):** 2 x monitoare active/pasive, minim 12" difuzor, minim 500W RMS fiecare.
- **Dirijor:** 1 x monitor dedicat activ/pasiv, minim 12" difuzor, minim 500W RMS.

## 3. MIXER SALĂ (FOH - FRONT OF HOUSE)

Se va pune la dispoziție un mixer digital cu următoarele specificații minime:

- **Canale de Intrare (Inputs):** Minimum 32 canale mono (fizice).
- **Canale de ieșire Auxiliare (AUX Outputs):** Minimum 16 ieșiri auxiliare configurabile, pentru sistemul de monitorizare.

## 4. ILUMINAT DE SCENĂ

- **Iluminat de Bază:** Asigurarea unei lumini albe, uniforme pe întreaga suprafață a scenei, cu intensitate suficientă pentru vizibilitatea optimă a artiștilor și partiturilor, adecvată unei performanțe orchestrale.
- **Iluminat Ambiental și de Efect:** Propunerile privind cromatică, dinamica și efectele de lumină vor fi discutate și agreate cu echipa tehnică a ansamblului, în funcție de specificul evenimentului și repertoriul prezentat.

## 5. PODIUM ȘI SCAUNE

**Podium Orchestra (dimensiuni minime recomandate):**

- **Rândul 1:** Suprafață 10m (lungime) x 2m (lățime), înălțime 0.20m (față de nivelul scenei).
- **Rândul 2:** Suprafață 10m (lungime) x 2m (lățime), înălțime 0.40m (față de nivelul scenei). Prevăzut cu trepte de acces laterale sigure.

**Scaune:**

Scaune confortabile, fără brațe, pentru toți membrii orchestrei (aproximativ 28-30, numărul exact va fi confirmat). Un scaun pentru dirijor (poate fi diferit, la alegerea acestuia).

**Notă:** Necesarul exact de podiumuri și scaune, inclusiv dimensiunile finale, trebuie confirmat anterior evenimentului, în strânsă corelare cu dimensiunile și configurația spațiului de desfășurare.

## 6. PROGRAM ȘI CONDIȚII TEHNICE

- **Timp Alocat Probei de Sunet:** Minimum 2 (două) ore neîntrerupte.
- **Condiție Obligatorie:** Sistemul de sunet (PA, monitoare, microfonie) și sistemul de lumini trebuie să fie complet instalate, cablate, funcționale în parametri optimi și testate de echipa tehnică locală înainte de ora programată pentru începerea probei de sunet a orchestrei.

## 7. VALIDAREA ECHIPAMENTELOR

Toate echipamentele tehnice furnizate (sunet, lumini, monitorizare, podiumuri) vor fi inspectate și validate de către reprezentantul tehnic al ARTIST 4 înainte de începerea probei de sunet și a evenimentului.

## 8. RESPONSABILITĂȚI TEHNICE SUPLIMENTARE

- **Furnizorul Local:** Va asigura toate cablurile necesare (audio, alimentare, DMX etc.), stativele pentru microfoane și instrumente, prelungitoarele, distribuitorii de curent și orice alte adaptoare sau accesorii necesare pentru buna funcționare a echipamentelor listate.
  - **Personal Tehnic Dedicat:** Este obligatorie prezența personalului tehnic calificat și dedicat (minimum 1 x inginer de sunet FOH, 1 x inginer de sunet monitoare/scenă, 1 x tehnician lumini) pe întreaga durată a montării, probelor de sunet/lumini, desfășurării evenimentului și demontării.
-